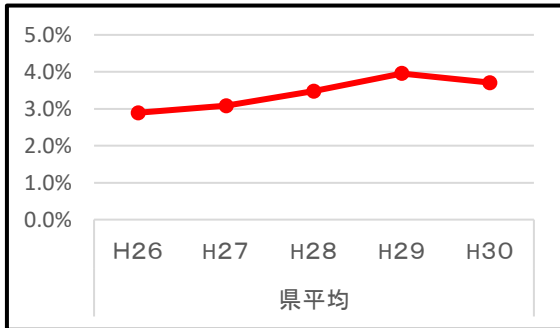
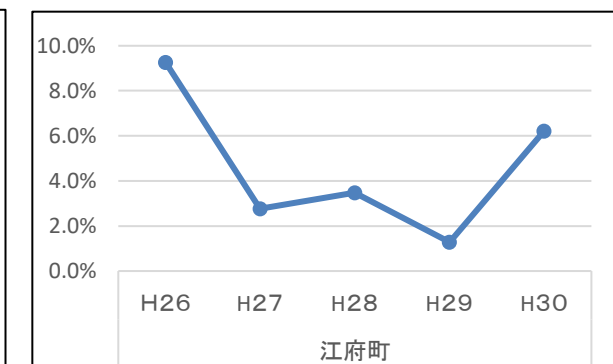
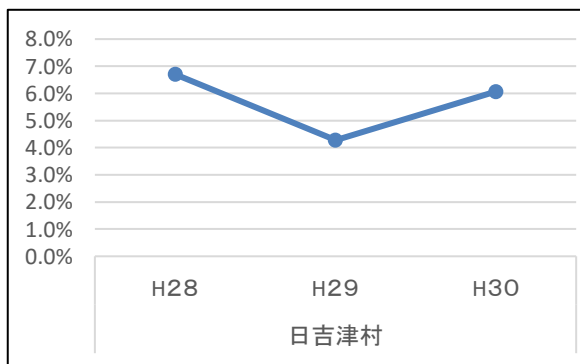
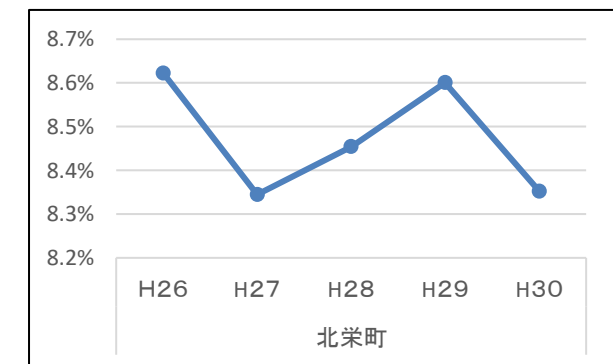
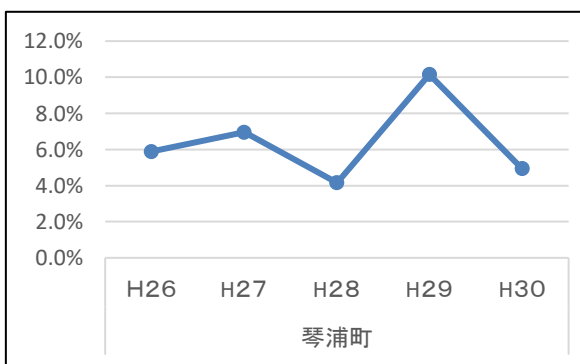
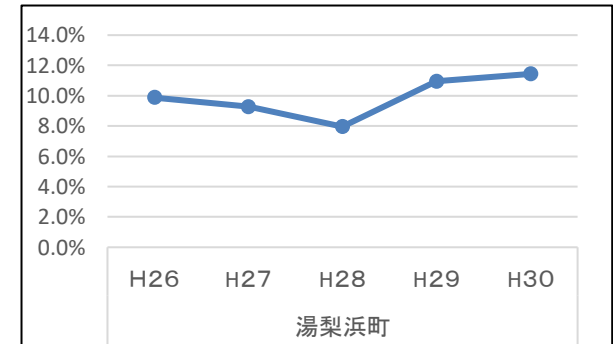
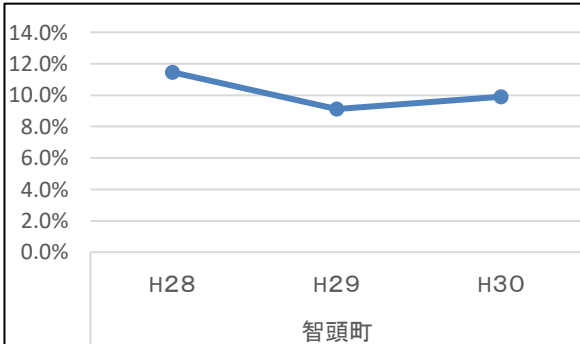
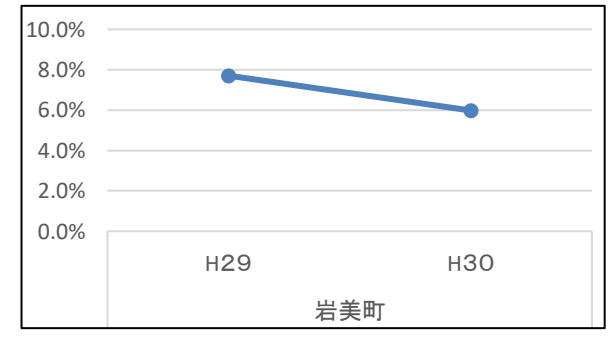
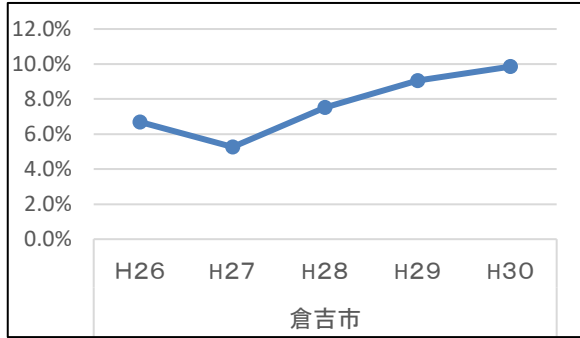
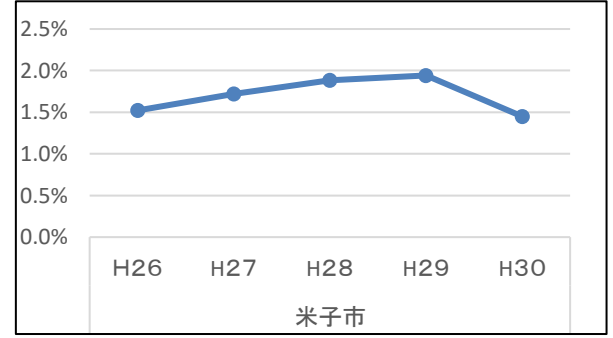
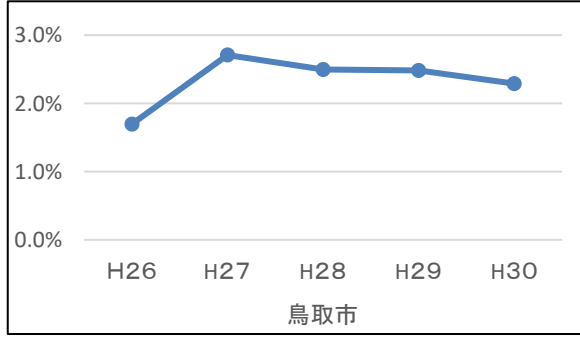


歯周疾患検診結果 経年推移(5年間 H26~H30)

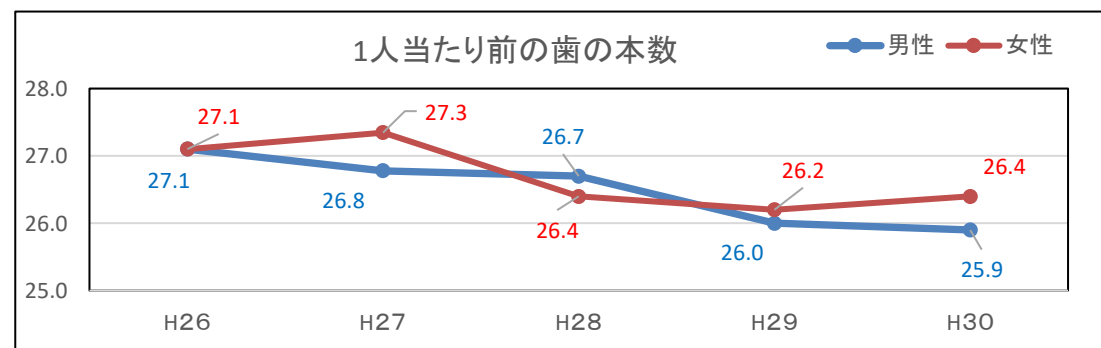
○受診率

		(人)		
		受診率	対象者数	受診者数
鳥取市	H26	1.7%	9,899	168
	H27	2.7%	8,938	242
	H28	2.5%	9,424	235
	H29	2.5%	10,665	265
	H30	2.3%	10,656	244
米子市	H26	1.5%	7,874	120
	H27	1.7%	7,795	134
	H28	1.9%	7,164	135
	H29	1.9%	7,467	145
	H30	1.5%	8,135	118
倉吉市	H26	6.7%	1,930	129
	H27	5.3%	1,881	99
	H28	7.5%	2,457	185
	H29	9.0%	2,698	244
	H30	9.9%	2,710	267
岩美町	H29	7.7%	576	44
	H30	6.0%	702	42
智頭町	H28	11.5%	323	37
	H29	9.1%	384	35
	H30	9.9%	435	43
湯梨浜町	H26	9.9%	941	93
	H27	9.3%	765	71
	H28	8.0%	804	64
	H29	10.9%	959	105
	H30	11.4%	944	108
琴浦町	H26	5.9%	424	25
	H27	7.0%	417	29
	H28	4.2%	385	16
	H29	10.2%	394	40
	H30	4.9%	385	19
北栄町	H26	8.6%	835	72
	H27	8.3%	731	61
	H28	8.5%	757	64
	H29	8.6%	872	75
	H30	8.4%	850	71
日吉津村	H28	6.7%	179	12
	H29	4.3%	187	8
	H30	6.1%	198	12
江府町	H26	9.3%	162	15
	H27	2.8%	145	4
	H28	3.5%	144	5
	H29	1.3%	156	2
	H30	6.2%	145	9
日野町	H30	3.8%	184	7
県平均	H26	2.9%	21,986	636
	H27	3.1%	20,672	637
	H28	3.5%	21,637	753
	H29	4.0%	24,358	963
	H30	3.7%	25,344	940



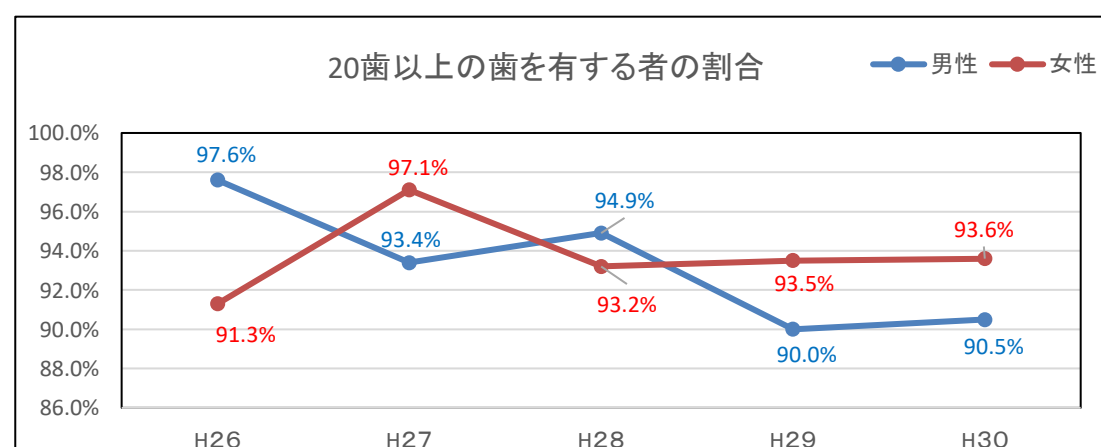
○1人あたりの歯の本数(現在歯数)

		(本)		
		男性	女性	全体
H26		27.1	27.1	27.1
H27		26.8	27.3	27.2
H28		26.7	26.4	26.5
H29		26.0	26.2	26.1
H30		25.9	26.4	26.3



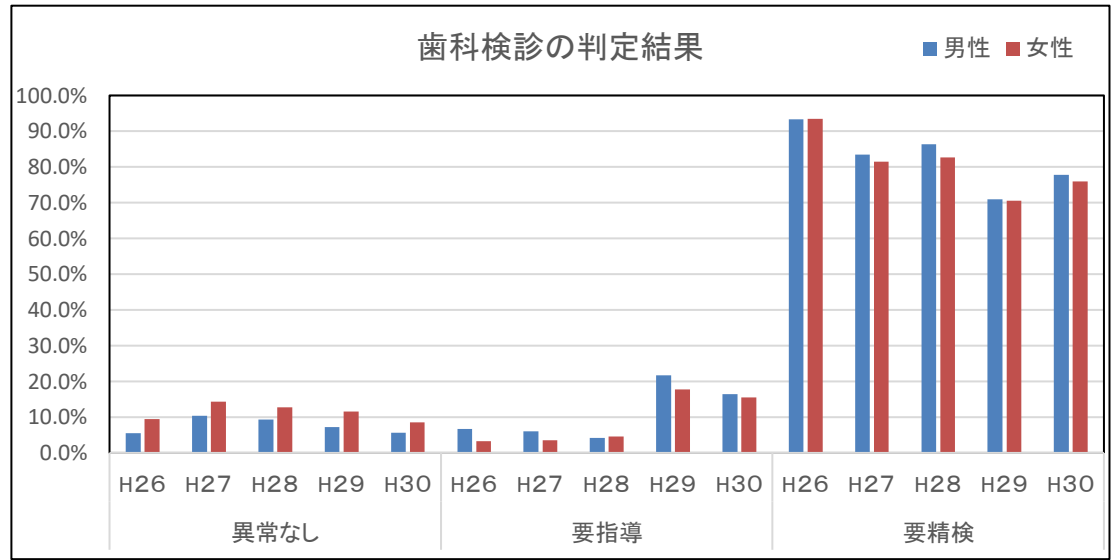
○20歯以上の歯を有する者の割合

		男性	女性	全体
20歯以上	H26	97.6%	91.3%	93.1%
	H27	93.4%	97.1%	96.1%
	H28	94.9%	93.2%	93.8%
	H29	90.0%	93.5%	92.4%
	H30	90.5%	93.6%	92.7%
19歯以下	H26	2.4%	8.5%	6.7%
	H27	6.6%	2.2%	3.5%
	H28	5.1%	6.8%	6.2%
	H29	10.0%	6.5%	7.6%
	H30	9.5%	6.4%	7.3%



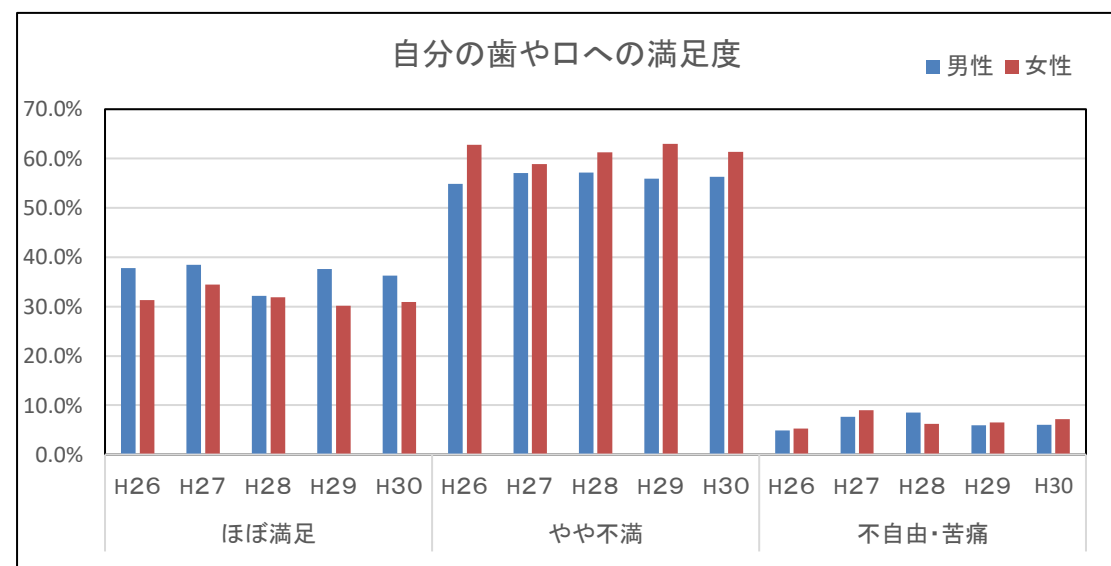
○歯科検診の判定結果

		男性	女性	全体
異常なし	H26	5.5%	9.5%	8.3%
	H27	10.4%	14.3%	13.2%
	H28	9.3%	12.8%	11.7%
	H29	7.2%	11.6%	10.3%
	H30	5.6%	8.5%	7.7%
要指導	H26	6.7%	3.3%	4.3%
	H27	6.0%	3.5%	4.2%
	H28	4.2%	4.6%	4.5%
	H29	21.7%	17.8%	19.0%
	H30	16.5%	15.5%	15.9%
要精検	H26	93.3%	93.5%	93.4%
	H27	83.5%	81.5%	82.1%
	H28	86.4%	82.6%	83.8%
	H29	71.0%	70.6%	70.7%
	H30	77.8%	75.9%	76.5%



○自分の歯や口への満足度について

		男性	女性	全体
ほぼ満足	H26	37.8%	31.3%	33.2%
	H27	38.5%	34.5%	35.6%
	H28	32.2%	31.9%	32.0%
	H29	37.6%	30.2%	32.4%
	H30	36.3%	30.9%	32.6%
やや不満	H26	54.9%	62.8%	60.5%
	H27	57.1%	58.9%	58.4%
	H28	57.2%	61.3%	60.0%
	H29	55.9%	63.0%	60.9%
	H30	56.3%	61.4%	59.9%
不自由・苦痛	H26	4.9%	5.3%	5.1%
	H27	7.7%	9.0%	8.6%
	H28	8.5%	6.2%	6.9%
	H29	5.9%	6.5%	6.3%
	H30	6.0%	7.2%	6.8%



○歯周ポケット(4~5mm)を有する者の割合

	男性	女性	全体
H26	46.3	44.5	45.0
H27	51.6	50.5	50.9
H28	51.7	48.9	49.8
H29	43.2	51.4	48.9
H30	48.6	54.8	52.8

