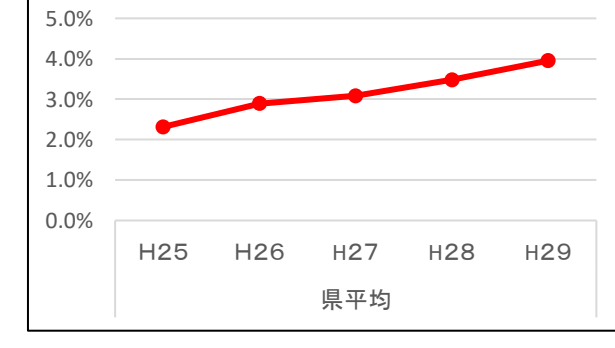
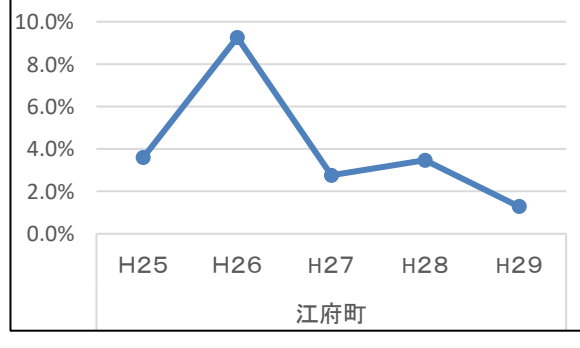
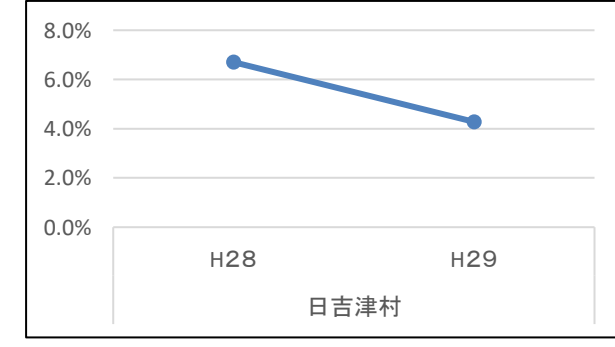
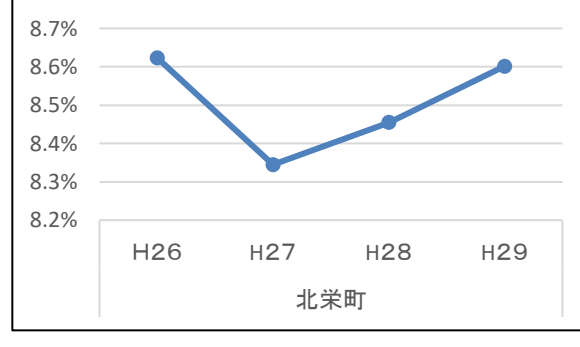
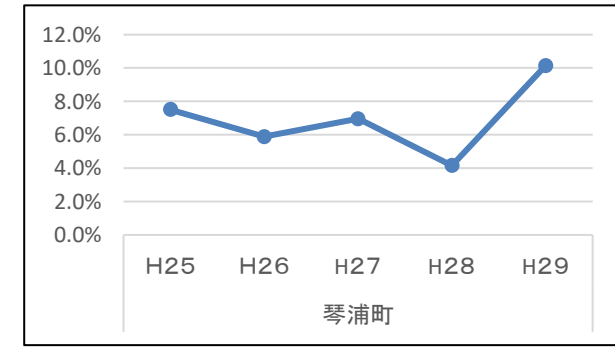
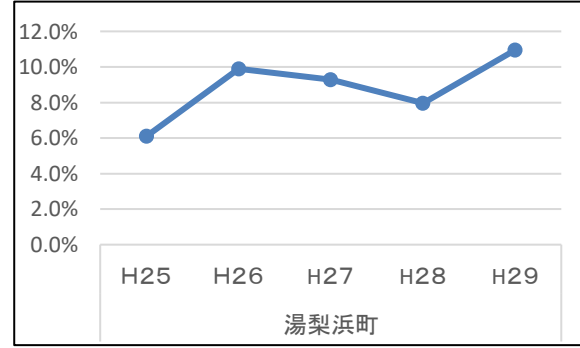
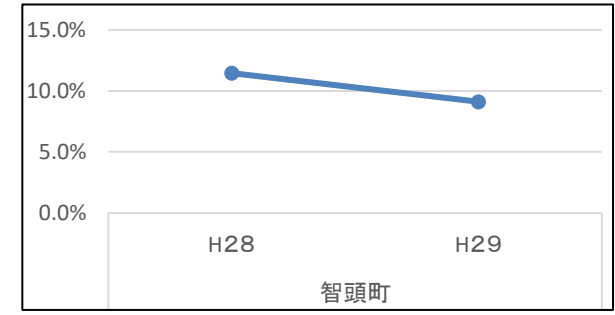
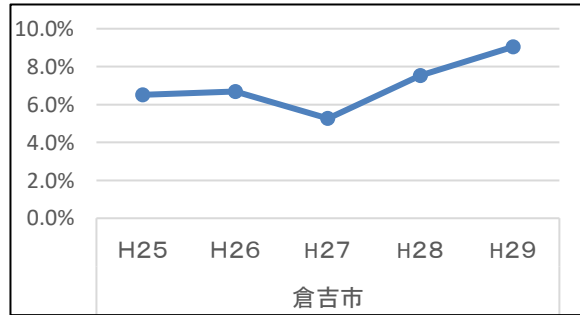
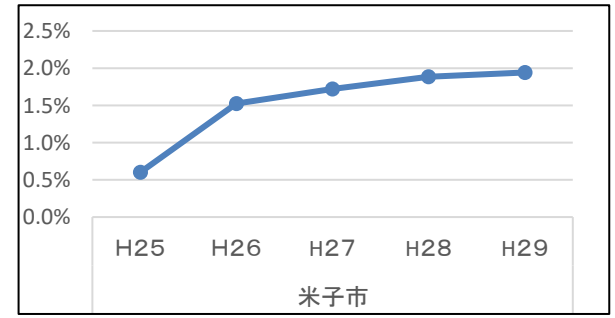
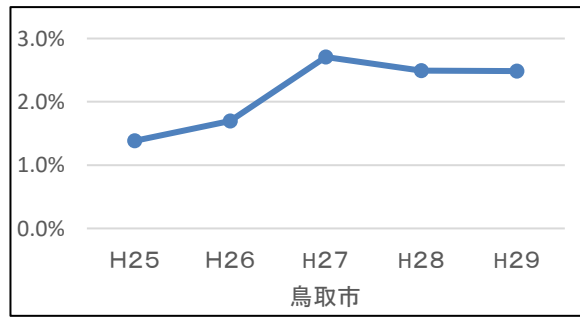


## 歯周疾患検診結果 経年推移(5年間 H25～H29)

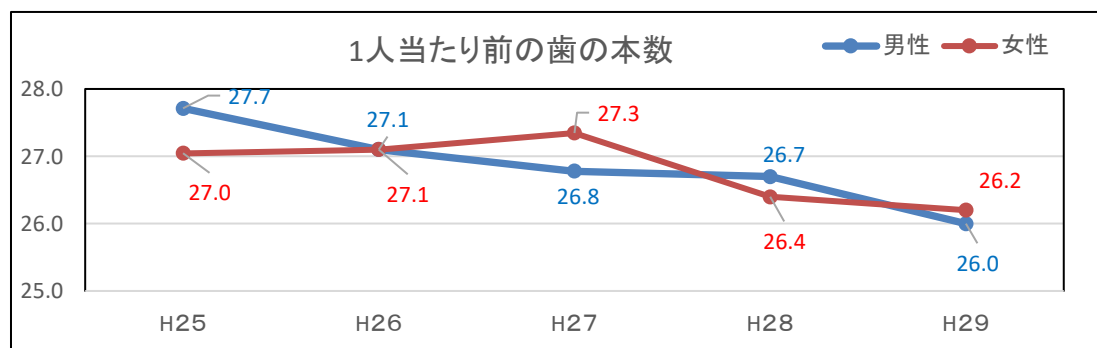
### ○受診率

		(人)		
		受診率	対象者数	受診者数
鳥取市	H25	1.4%	10,116	140
	H26	1.7%	9,899	168
	H27	2.7%	8,938	242
	H28	2.5%	9,424	235
	H29	2.5%	10,665	265
米子市	H25	0.6%	7807	47
	H26	1.5%	7,874	120
	H27	1.7%	7,795	134
	H28	1.9%	7,164	135
	H29	1.9%	7,467	145
倉吉市	H25	6.5%	1,981	129
	H26	6.7%	1,930	129
	H27	5.3%	1,881	99
	H28	7.5%	2,457	185
	H29	9.0%	2,698	244
岩美町	H29	7.7%	576	44
智頭町	H28	11.5%	323	37
	H29	9.1%	384	35
湯梨浜町	H25	6.1%	673	41
	H26	9.9%	941	93
	H27	9.3%	765	71
	H28	8.0%	804	64
	H29	10.9%	959	105
琴浦町	H25	7.5%	892	67
	H26	5.9%	424	25
	H27	7.0%	417	29
	H28	4.2%	385	16
	H29	10.2%	394	40
北栄町	H26	8.6%	835	72
	H27	8.3%	731	61
	H28	8.5%	757	64
	H29	8.6%	872	75
日吉津村	H28	6.7%	179	12
	H29	4.3%	187	8
江府町	H25	3.6%	139	5
	H26	9.3%	162	15
	H27	2.8%	145	4
	H28	3.5%	144	5
	H29	1.3%	156	2
県平均	H25	2.3%	21,675	502
	H26	2.9%	21,986	636
	H27	3.1%	20,672	637
	H28	3.5%	21,637	753
	H29	4.0%	24,358	963



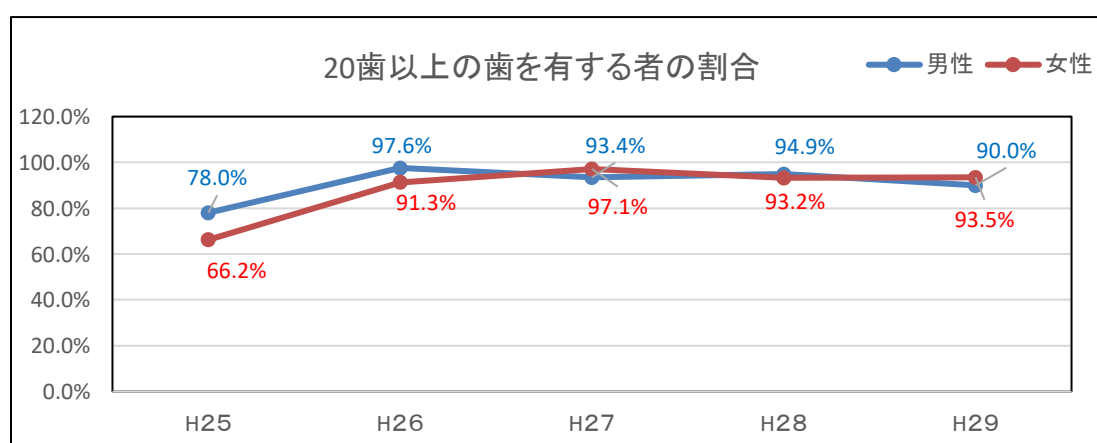
### ○1人あたりの歯の本数(現在歯数)

(本)			
	男性	女性	全体
H25	27.7	27.0	27.2
H26	27.1	27.1	27.1
H27	26.8	27.3	27.2
H28	26.7	26.4	26.5
H29	26.0	26.2	26.1



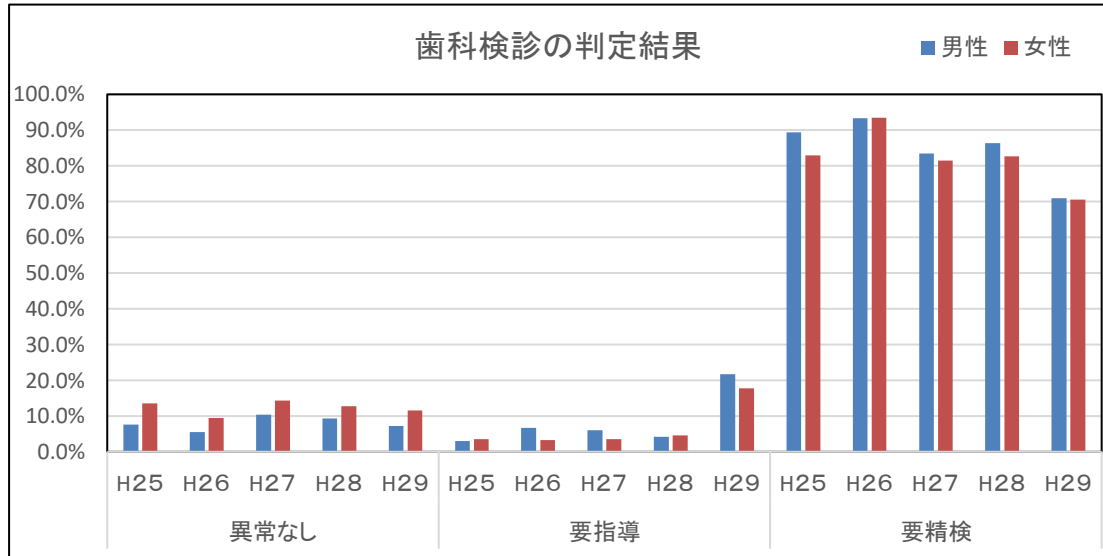
### ○20歯以上の歯を有する者の割合

	男性	女性	全体	
20歯以上	H25	78.0%	66.2%	69.3%
	H26	97.6%	91.3%	93.1%
	H27	93.4%	97.1%	96.1%
	H28	94.9%	93.2%	93.8%
	H29	90.0%	93.5%	92.4%
19歯以下	H25	22.0%	33.8%	30.7%
	H26	2.4%	8.5%	6.7%
	H27	6.6%	2.2%	3.5%
	H28	5.1%	6.8%	6.2%
	H29	10.0%	6.5%	7.6%



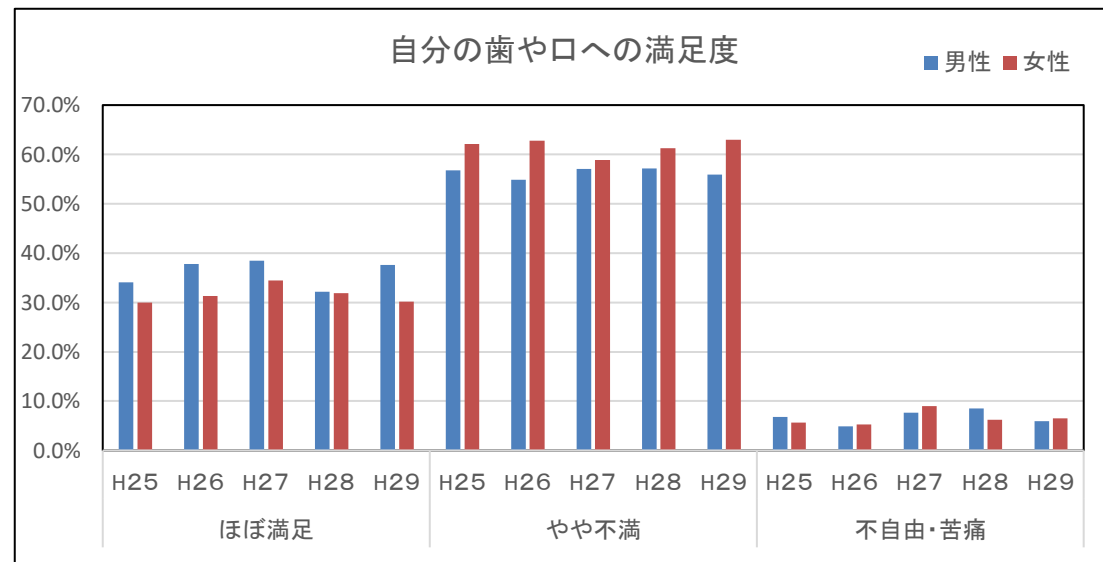
○歯科検診の判定結果

		男性	女性	全体
異常なし	H25	7.6%	13.5%	12.0%
	H26	5.5%	9.5%	8.3%
	H27	10.4%	14.3%	13.2%
	H28	9.3%	12.8%	11.7%
	H29	7.2%	11.6%	10.3%
要指導	H25	3.0%	3.5%	3.4%
	H26	6.7%	3.3%	4.3%
	H27	6.0%	3.5%	4.2%
	H28	4.2%	4.6%	4.5%
	H29	21.7%	17.8%	19.0%
要精検	H25	89.4%	83.0%	84.7%
	H26	93.3%	93.5%	93.4%
	H27	83.5%	81.5%	82.1%
	H28	86.4%	82.6%	83.8%
	H29	71.0%	70.6%	70.7%



○自分の歯や口への満足度について

		男性	女性	全体
ほぼ満足	H25	34.1%	30.0%	31.1%
	H26	37.8%	31.3%	33.2%
	H27	38.5%	34.5%	35.6%
	H28	32.2%	31.9%	32.0%
	H29	37.6%	30.2%	32.4%
やや不満	H25	56.8%	62.2%	60.8%
	H26	54.9%	62.8%	60.5%
	H27	57.1%	58.9%	58.4%
	H28	57.2%	61.3%	60.0%
	H29	55.9%	63.0%	60.9%
不自由・苦痛	H25	6.8%	5.7%	6.0%
	H26	4.9%	5.3%	5.1%
	H27	7.7%	9.0%	8.6%
	H28	8.5%	6.2%	6.9%
	H29	5.9%	6.5%	6.3%



○歯周ポケット(4~5mm)を有する者の割合

	男性	女性	全体
H25	45.5	41.4	42.4
H26	46.3	44.5	45.0
H27	51.6	50.5	50.9
H28	51.7	48.9	49.8
H29	43.2	51.4	48.9

